

# R150

## 2D AUTOMATIC TECHNOLOGY

### AUTOMATIC MEASUREMENTS CONTROL PROGRAMS FOR PERFECT ELECTRONIC BALANCING

Balance car and light truck tire assemblies with ease

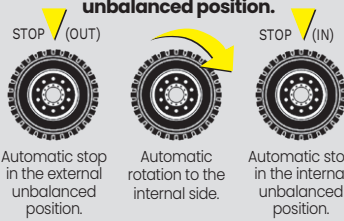
## FAST AND ACCURATE BALANCING OF PASSENGER AND LIGHT TRUCK WHEELS



**AUTOMATIC  
POSITIONING  
ELIMINATES THE  
NEED TO FIND  
WEIGHT POSITIONS  
MANUALLY**

### AUTOMATIC STOP IN POSITION

Automatic start when the cover is lowered and automatic stop of the wheel in the external unbalanced position.



Automatic stop in the external unbalanced position.


Automatic rotation to the internal side.

Automatic stop in the internal unbalanced position.



### 22" MONITOR WITH KEYPAD

Linked directly to a standard color monitor, this durable touch pad protects the monitor from grease and grime



### PERFECT 2D TECHNOLOGY

**INNER DATA SET ARM  
AUTOMATICALLY  
ENTERS NEEDED DISTANCE  
AND DIAMETER  
DIMENSIONS**

Includes automatic ALU S program



### HIDDEN WEIGHT PROGRAM

- Hide weights behind rim spokes for a clean look
- Keeps rims balanced and looking good



### QUICK LOCK FEATURE

Secures wheel to the balancer shaft in seconds



**Wheel diameter: 10" - 26"**  
**Tire width: 1.5" - 22"**  
**Maximum tire diameter: 44"**

### POSITIONING FOOT PEDAL

Apply pedal to hold wheel assembly in place for weight application



### TOP CABINET COMPARTMENT

Conveniently stores and organizes cones, weights, and kits

# ROTARY<sup>®</sup>

BY ROTARY SOLUTIONS

## R150 PASSENGER WHEEL BALANCER

### FEATURES

- Passenger, Light Truck adapters standard
- 9-piece collet set available
- Large display for easy operation
- Features for car, light trucks, and motorcycle wheels

### R150 services:



Optional equipment may be required

### SPECIFICATIONS:

Rim diameter	10" - 26"
Rim width	1.5" - 22"
Maximum tire diameter	44"
Max. assembly weight	154 lbs.
Read out accuracy	0.035 oz. (1g)
Rotation speed (RPM)	<100
Power supply	110v / 1Ø / 60 Hz

### DIMENSIONS:

HEIGHT: 52" / 66.5" with hood up

WIDTH: 46.5"

DEPTH: 37"

ROTARY WHEEL SERVICE EQUIPMENT carries a 3 year parts warranty and 1 year labor warranty. See website for details.

### STANDARD ACCESSORIES




**GAR 345**  
Large quick nut  
replacement lock



**STANDARD  
Calibration Kit**  
Width Calipers  
Weight Pliers  
Calibration Weight

### OPTIONAL ACCESSORIES



**GAR 112**  
Light truck cone  
3.75"-5"  
(95-124mm)



**GAR 113**  
Light truck cone  
4.65"-6.8"  
(118-174mm)



**GAR124 Spacer**  
May be used  
with GAR112 and  
the #8,9,10,11 collets

### HW150400110 Nine-piece Pro Collet Kit 40mm


2.07" - 4.76" (52.5mm-122mm)

- Clad Wheel Problem Solver
- Includes collets #1 thru #9
- Static imbalance solution
- Lower taper = better mounting surface with no wheel hub interference



### SHOWN: HW210400002 Series IV Quick Plate Kit 40mm

**HW200299409**  
North American Flange Plate Kit 40mm



### GAR324 Wheel lift

- Automatic compensation of wheel weight
- Memorizes wheel weight - when wheel is removed, there are no forces on balancer shaft.



### ROTARY SOLUTIONS

To learn more about all of our automotive service and repair solutions or to contact your local distributor, visit us at [www.RotarySolutions.com](http://www.RotarySolutions.com) today.

**Need assistance or have questions? We're here to help:**  
800.445.5438 / Sales: [insidesales@rotarysolutions.com](mailto:insidesales@rotarysolutions.com)  
Technical Support: [WS-techsupport@rotarysolutions.com](mailto:WS-techsupport@rotarysolutions.com)

### ROTARY SOLUTIONS™

2700 Lanier Drive | Madison, IN 47250, U.S.A.

Lit# Rotary.R150.Cutsheet.05.01.2026

©2026 VEHICLE SERVICE GROUP™  
All Rights Reserved. Unless otherwise indicated, ROTARY SOLUTIONS™, VEHICLE SERVICE GROUP™, DOVER® and all other trademarks are property of Dover Corporation and its affiliates.

Product specifications, part numbers, images and component descriptions are subject to change without notice or liability.