

## Pro-Grade Performance that Pays for Itself

The **APEX™ AT26** is designed for professional shops that demand reliable performance without paying for extras they may not need. Built to handle today's toughest tire and wheel assemblies, including low-profile, and oversized truck tires, the **AT26** delivers the power, precision, and durability your team relies on, at a smart, value-oriented price point.

Backed by BendPak's decades of engineering expertise, support network, and industry reputation, the **AT26** provides a confident investment that balances capability, dependability, and cost. Optional features, like the Power Assist Tower\*, give shops the flexibility to expand functionality when needed.

## Core Performance Features

- **Electric Turntable Drive**  
High-torque turntable delivers smooth, controlled rotation with reversible direction for faster, safer tire changes.
- **High-Power Bead Loosening**  
Oversized stainless-steel cylinder with bilateral pneumatic accelerators provides efficient, forceful bead breaking.
- **Adjustable Multi-Axis Bead Breaker Blade**  
Offers flexibility to handle a wide range of tire and wheel combinations with minimal flex and wear.




## Tire Handling & Technician Control

- **Spring-Assisted Tool Shaft & Hardened Outrigger Arm**  
Stable, precise tool-head positioning reduces flex and prevents wheel damage.
- **Bead Mount Helper Rollers**  
Maintain steady bead pressure during mounting and demounting, making tire handling easier and safer.
- **Optional Power Assist Tower\***  
Adds a Pneumatic Assist Arm, Traveling Drop-Center Tool, Tire-Handling Hook, and Inflation Restraint Device for enhanced control when working with low-profile, run-flat, or heavy-duty tires.



Turntable



Bead Breaker Blade

## Wheel Protection & Durability

- 1 Hardened Steel Wheel Clamps**  
Internal and external clamping accommodates 12”–26” wheels, with plastic covers to protect alloy or custom wheels.
  - 2 Hardened Steel Mount/Demount Head**  
Micro-smooth, precision-machined head ensures smooth operation while protecting the bead.
  - 3 Dual Mount/Demount Heads Included – Metal & Polymer**  
Come standard with a traditional hardened steel tool head for maximum durability and a precision-molded polymer head for enhanced wheel protection. The polymer mount/demount head is specifically designed to reduce the risk of rim marring when working with alloy, painted, clear-coated, and specialty wheels, making it ideal for modern OE and aftermarket finishes. Gives technicians the flexibility to choose the right tool for the job.
- **Standard Plastic Protection Kits**  
Includes head and clamp protectors to prevent scratches on high-end wheels.

## Operator-Focused Design

- **Upfront Controls & Ergonomic Layout**  
Simple, intuitive positioning of controls enhances efficiency and visibility.
- 4 Geometric Tabletop**  
Easier access for bead lubrication and improved underside visibility during mounting and inflation.
  - 5 Tire Inflation Gun with Integrated Gauge**  
Rugged, easy-to-read gauge provides accurate and controlled inflation.



## Built for Long-Term Reliability

- **Brushless AC Motor**  
Provides consistent power, high efficiency, and long service life.
- **Maintenance-Free Gearbox**  
Sealed, lubricated design ensures smooth operation and long-term durability.
- **Premium Pneumatic Components**  
Stainless-steel and aluminum cylinders reduce vibration and wear.
- **Heavy-Duty Drive Belt & Balanced Flywheel**  
Extends component life and ensures smooth, stable operation.

## Standard Accessories Included

- Large soap bucket with brush
- Plastic wheel protection kits
- Hardened steel tire iron & bead lever

## Optional Accessories

- **Power Assist Tower\***  
Adds Pneumatic Assist Arm, Traveling Drop-Center Tool, Tire-Handling Hook, and Inflation Restraint Device
- Motorcycle and ATV turntable clamps
- Additional mounting head plastic protector kits

## Warranty Coverage

- One-Year Structural Warranty
- One-Year Operating Components Warranty
- Six-Month Labor Warranty

## Features

### 1 High-Torque Electric Turntable Drive

Smooth, controlled rotation with reversible direction

### 2 High-Power Bead Loosening System

Stainless-steel cylinder with bilateral pneumatic accelerators for fast, powerful bead breaking

### 3 Multi-Axis Adjustable Bead Breaker Blade

Handles a wide range of tire and wheel combinations

### 4 Rugged Bead-Breaker Arm

Box-frame construction ensures durability and smooth operation

### 5 Foot-Pedal Reversible Rotation

Switch turntable direction easily to reduce bead stress

### 6 Spring-Assisted 45 mm Hex Tool Shaft & Hardened Outrigger Arm

Stable, precise tool-head positioning

### 7 Bead Mount Helper Rollers

Maintain bead pressure for safer, easier mounting and demounting

### 8 Hardened Steel Mount/Demount Head

Micro-smooth surface maintains steady bead pressure for precise, easier, and safer tire mounting and demounting while helping protect the bead.

### 9 Durable Steel Wheel Clamps

Internal/external clamping for 12"–26" wheels with plastic protection

### • Mount/Demount Head Plastic Protector Kit

Standard non-marring protection for high-end wheels

### • Upfront Controls & Ergonomic Layout

Efficient operation with clear visibility

### 10 Tire Inflation Gun with Integrated Gauge

Accurate, easy-to-read, rugged for shop use

### • Brushless AC Motor

Consistent power, energy-efficient, long-lasting

### • Precision Pneumatic Control Valves

Oversized ergonomic handles for durability

### 11 Stainless Steel & Aluminum Pneumatic Cylinders

Reduce vibration, extend component life

### • Maintenance-Free Gearbox

Smooth, long-lasting operation with sealed lubrication

### • High-Pressure Polyurethane Tubing

Kink-resistant, consistent airflow

### • Heavy-Duty Drive Belt & Balanced Flywheel

Even wear, smooth operation, reduced internal stress

### • Standard Accessories Included

Soap bucket with brush, plastic wheel protection kits, tire iron & bead lever

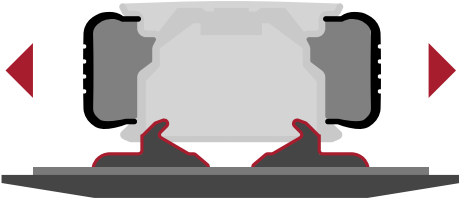
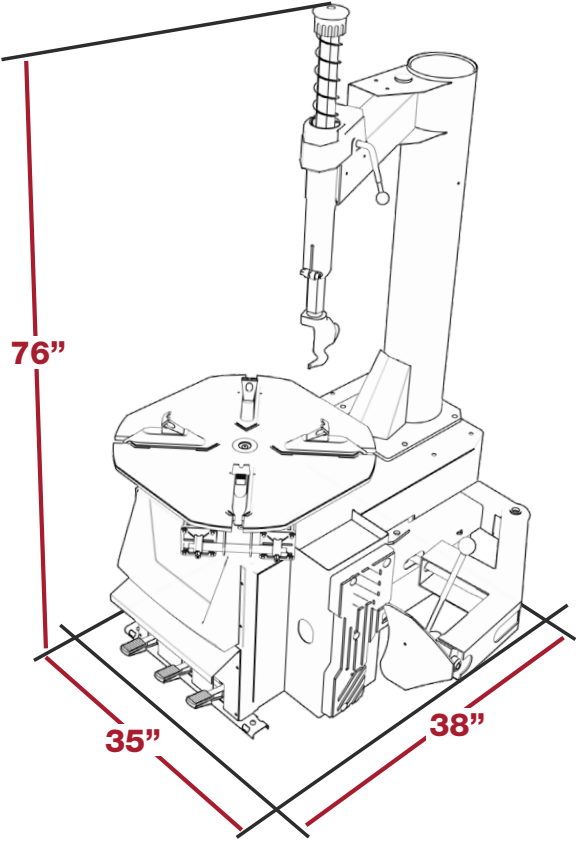


### Specifications

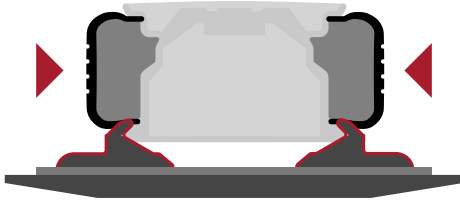
**MODEL** **AT26**

Swing-arm tire changer

Motor	1.5 HP (110/208-240VAC 50-60 HZ)
Air Requirement	140-165 PSI (10-11 BAR)
Wheel Clamping Method	4 Clamps - Internal / External
Table Clamping System	Dual Pneumatic Cylinders
Bead Breaking System	Pneumatic Blade
Outside (Wheel) Clamping Range	12" - 24" (305mm - 610mm)
Inside (Wheel) Clamping Range	14" - 26" (356mm - 660mm)
Max. Tire Width	13" (330mm)
Max Tire Diameter	47" (1,200mm)
Bead Breaker Width	14" (356mm)
Max. Rim Width at Head	15" (381mm)
Bead Breaker	Spring-Return, Single Inlet, Cast Iron
Clamps	Fixed
Turbo Blast	No
Air Inflation Indicator	Hand-Held Inflation Gauge



**Internal Rim Clamping**  
14" - 26" (356mm - 660mm)



**External Rim Clamping**  
12" - 24" (305mm - 610mm)



**Max. Tire Diameter**  
47" (1,200mm)

**Includes:**

Tire Iron



**Brush and Bucket**



**Wheel Protection Kit**

